

700 Children's Drive
Columbus, Ohio 43205-2696
nationwidechildrens.org

X-RAY

An X-ray machine is a kind of camera that takes pictures of the inside of the body. The camera does not touch or hurt your child.

HOW TO PREPARE FOR THE X-RAY

- **Be sure to tell the technologist if you are pregnant. You will be asked to wait outside the room.**
- Explain to your child what will happen during the test in a way he or she will understand.
- Your child may be dressed in a hospital gown, either before he goes to X-ray or after he gets there.
- Please remove any jewelry from the area to be X-rayed (such as rings, bracelets, or necklaces).
- You may come back to the X-ray room with your child if you wish (only one parent in the room). You may be asked to watch from the doorway as the X-ray is taken. If your child needs your help or wants you to be near, there is a lead apron that you will wear. If you prefer, you may wait in the lounge area of the X-ray Department until the technologist has completed the X-ray.

X-RAY FOR OLDER CHILDREN

An X-ray machine is a large camera that hangs from the ceiling. If your child is old enough to hold very still without help, he will be asked to stand, sit, or lie down on the table and hold very still. A technologist will line-up the camera with the film, then step into the next room and take the picture (Picture 1).

X-RAY FOR INFANTS AND YOUNG CHILDREN

If a child does not hold very still during the X-ray, the picture may not be good and the X-ray may have to be done again. Infants and very young children cannot always hold still on their own. For this reason, a papoose board or Columbus Board may be used.

For Outpatient Use Only

Child's name _____

APPOINTMENT:

Date _____

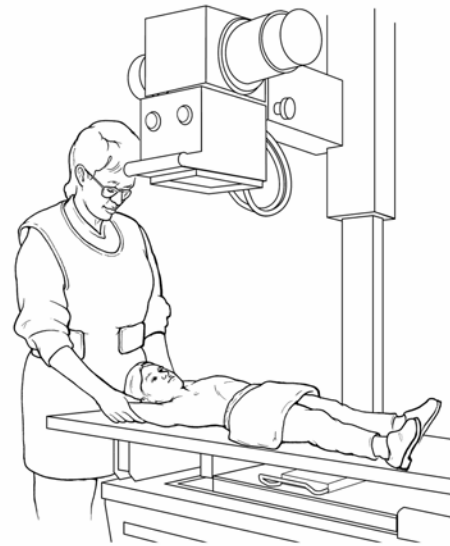
Procedure time _____

Please arrive 10 minutes before the procedure time to register.

Bring your child to:

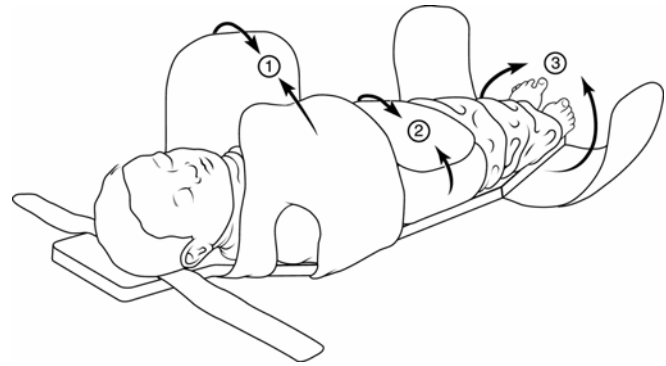
- The Radiology Department Registration Desk, first floor of the main building of Children's Hospital.

If you need to cancel your appointment or reschedule, call (614) 722-6200.



Picture 1 Having an X-ray

The Papoose Board - The child is placed on the padded board and wrapped snugly with a blanket and the cloth flaps (Picture 2). This does not hurt the child, and many infants seem to like the security it provides.

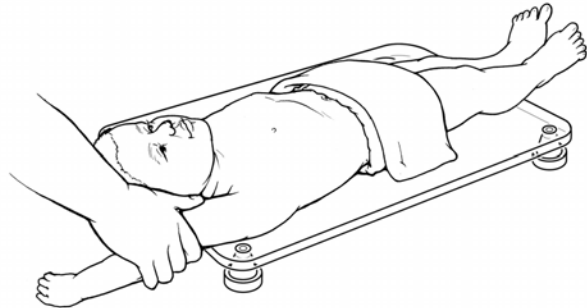


Picture 2 The papoose board.

The Columbus Board – The Columbus Board is used to take pictures of small children. The child is placed on the board. The legs are secured and arms are held to help the child hold as still as possible (picture 3). This does not hurt your child in any way, and allows us to take good quality x-rays. This method is sometimes used for many types of x-rays on infants and young children.

AFTER THE X-RAY

- You will be asked to wait a short time in the waiting room until the picture is processed.
- The technologist will tell you when the X-ray exam is over and you may leave.
- Your child's doctor will tell you what your child's X-ray picture shows.
- If you have any questions, be sure to ask the technologist who X-rays your child.



Picture 3 The Columbus Board

If you have any questions, please call the Children's Hospital Radiology Department at (614) 722-2350.